



Van trailers

Designed for the rough. Thought-out down to the last detail.

www.boeckmann.com



FIRST CLASS TRANSPORT



Illustration shows **KT 3015/20 H**.



Illustration shows **KT-AL 3015/27 H F**.

Designed for the rough. Thought-out down to the last detail.

The passion for innovative transport solutions has been driving us for over 65 years. With a clear aim – we want to build trailers that make your job easier and simply work no matter what. Every day! This naturally also applies to Bockmann van trailers, with which you will practically and safely master any heavy transport task. Find out more on the following pages. We hope you enjoy browsing through our range!

Klaus Böcker

Contents

Quality	04
Model selection	05
Low-bed van trailers	06
Low-bed van trailers with polyester roof and front	14
High-bed van trailers	20
Low-bed refrigerated trailers	26
Special constructions	32
Accessories	34
Design package and colours for KT-PB-AL series	39
Technical data	41

Quality. Nothing done by halves.

Regardless of whether you are looking for a reliable single-axle trailer, a robust two-axle model or a refrigerated trailer with perfect insulation – all Böckmann van trailers have impressive and innovative detailed solutions. The robust construction ensures a particularly long service life. In combination with the aerodynamic polyester roof or the robust body with plywood or aluminium side walls, the van trailers are the ideal companions for all light and heavy transport tasks in everyday work. Why don't you take a look yourself? Browse through this brochure and then contact your local Böckmann Partner. They will provide reliable, honest and competent advice!



Illustration shows KT 3015/20 M.



Model selection.

Van trailers.



Illustration shows KT 2513/135.

Low-bed van trailers, single-axle and two-axle

- ✓ Robust body with plywood or aluminium profiles
- ✓ Different loading heights from 430–560 mm
- ✓ Jockey wheel or solid automatic jockey wheel
- ✓ Total weight of up to 3500 kg

Turn to page 06 for further information.



Illustration shows KT-PB-AL 3015/27 F with extra door (accessory).

Low-bed van trailers with polyester roof and front, single-axle and two-axle

- ✓ Robust superstructure with aluminium profiles
- ✓ Different loading heights from 410–445 mm
- ✓ Jockey wheel or solid automatic jockey wheel
- ✓ Total weight of up to 2700 kg

Turn to page 14 for further information.



Illustration shows KH 4121/27.

High-bed van trailers, two-axle

- ✓ Robust construction with plywood side panels
- ✓ Different loading heights from 660–770 mm
- ✓ Solid automatic jockey wheel
- ✓ Total weight of up to 3500 kg

Turn to page 20 for further information.



Illustration shows KK 3018/20.

Low-bed refrigerated trailers, single-axle and two-axle

- ✓ Robust body with 40 mm sandwich panels
- ✓ Powerful cooling unit
- ✓ Heavy-duty automatic jockey wheel
- ✓ Total weight of up to 2700 kg

Turn to page 26 for further information.

At a glance.

Low-bed van trailers, single-axle.

Our van trailers in single-axle design combine highest functionality, first-class quality and ideal travelling comfort to create long-lasting transport solutions in a class of their own.

Overview of model types

Model range	L x W x H interior dimensions (mm)
KT 2113/75 /135	2100 x 1300 x 1520
KT 2513/135 /135 F /15 /15 F	2515 x 1300 x 1520
KT 2513/135 H	2515 x 1300 x 2020
KT 2513/135 K	2515 x 1300 x 1690
KT 3015/135 /135 F /15 /15 F	3015 x 1500 x 1520
KT 3015/135 M F /135 M /15 M /15 M F	3015 x 1500 x 1820
KT 3015/135 H /15 H	3015 x 1500 x 2020
KT-AL 2513/135 /135 F /15 /15 F	2505 x 1315 x 1515
KT-AL 3015/135 /135 F /15 /15 F	3005 x 1515 x 1515
KT-AL 3015/135 M /135 M F /15 M /15 M F	3005 x 1515 x 1815

M = medium interior height H = high interior height
Additional basic features are shown on the following pages.
Please refer to the tables on page 43 for further technical details.

+ Böckmann's added values.
Only available from us!
Details on the following pages.

+ Door seals and sealing

Rubber seal with double sealing lip and sealing of the whole body provides protection against moisture.

+ Corner angles

Anodised aluminium corner angles bolted and riveted to the frame provide high torsional rigidity.

+ Manoeuvring handles

Two robust handles make manoeuvring easier.

Plastic fenders

Flexible, impact resistant, robust and recyclable plastic fenders.



Illustration shows **KT 2513/135**,
braked with jockey wheel, accessories: sliding supports, 2-wing door.

+ Flat polyester roof

with a spoiler incl. rain gutter above the door.

+ Solid anodised aluminium hinges

withstand even the highest loads.

+ Espagnolette lock

Solid and rustproof espagnolette made of anodised aluminium square tube.

Model selection.

Body



Plywood side walls (KT models)¹⁾

Robust, weather-resistant and colour-fast side walls.

White (standard) Grey (optional)

or



Aluminium side walls (KT-AL models)

The aluminium side walls are very strong due to the robust construction.

Chassis



Normal version (KT models)

The chassis of the KT models provides a comfortable loading height up to 560 mm.

or



Low version (F version)

The low version offers a loading height from 430 mm and is suitable for transporting motorbikes, for example.

¹⁾ The side walls are two-coloured (one side white and one side grey), so that the exterior colour can be selected according to preference. The KT-H models are available in plain white.

At a glance.

Low-bed van trailers, two-axle.

Robust side walls, practical dimensions and high payloads make the low-bed van trailer in two-axle design a durable companion for any transport task. Clever detail solutions guarantee easy handling and ensure protected and safe transport with a high level of travelling comfort at the same time.

Overview of model types

Model range	L x W x H interior dimensions (mm)
KT 2513/20 /20 H	2515 x 1300 x 1520/2020
KT-AL 3015/20 H /27 H /20 H F /27 H F	3005 x 1515 x 2015
KT-AL 3015/20 M /20 M F /27 M /27 M F	3005 x 1515 x 1815
KT 3015/20 M /27 M	3015 x 1500 x 1820
KT 3015/20 H /27 H /20 H F /27 H F	3015 x 1500 x 2020
KT 3015/20 M F /27 M F	3015 x 1500 x 1820
KT 4018/27 M /30 M	4000 x 1850 x 1820
KT 4018/27 H /30 H /35 H	4000 x 1850 x 2020

M = medium interior height H = high interior height
Additional basic features are shown on the following pages.
Please refer to the tables on page 43 for further technical details.

+ Böckmann's added values.
Only available from us!
Details on the following pages.

+ Roof construction

The KT models have a flat polyester roof with a spoiler incl. rain gutter above the door.

+ Solid anodised aluminium hinges

withstand even the highest loads.

Tyres

The KT models are equipped with high quality 13" or 14" tyres. A further reduction of the loading height is possible with the F models by means of the tyres.



Illustration shows **KT 3015/20**,
braked with automatic jockey wheel.



+ Corner angles

Anodised aluminium corner angles bolted and riveted to the frame provide high torsional rigidity.

+ Manoeuvring handles

Two robust handles make manoeuvring easier.

+ Solid automatic jockey wheel

for safe stability and fast cranking.

Model selection.

Body



Plywood side walls (KT models)¹⁾

Robust, weather-resistant and colour-fast side walls.

White (standard) Grey (optional)

or



Aluminium side walls (KT-AL models)

The aluminium side walls are very strong due to the robust construction.

Chassis



Normal version (KT models)

The chassis of the KT models provides a comfortable loading height up to 560 mm.

or




Low version (F version)

The low version offers a loading height from 430 mm and is suitable for transporting motorbikes, for example.

¹⁾ The side walls are two-coloured (one side white and one side grey), so that the exterior colour can be selected according to preference. The KT-H models are available in plain white.

Standard features.

Low-bed van trailers.



Loading heights

For particularly easy loading and unloading of the van trailer, the F models have a very low loading height from 430 mm. For the standard models it is up to 560 mm (ramp available as an accessory).



V-drawbar

The V-drawbar is bolted to the chassis and therefore easily accessible for servicing and maintenance – for a long trailer service life (standard feature from model 3015).




Headroom

The KT models are available with different passage heights depending on the model series. The model designation M or H indicates the different height. The exact values are given in the technical data on page 43.



Roof construction

The KT models have a white flat polyester roof with a spoiler incl. rain gutter above the door. For KT-AL models, the roof is also optionally available in grey or anthracite-metallic (the latter at an extra charge).



Full-length screen-printed floor panel

with lashing rings, for a stable, bolted and non-slip loading area, multi-bonded and sealed.



Interior lighting

The trailers are equipped with an LED interior light.



Robust body

The solid frame construction of anodised aluminium profiles, end-to-end steel cross beams and plastic-coated plywood side walls ensures robustness, weather resistance and colour stability. Alternatively, the side walls are also available as solid 18 mm thick aluminium profiles.



Robust door construction

The door construction consists of a solid rear portal frame with lockable 1-wing or 2-wing door (depending on the model). The door is opened by an anodised aluminium espagnolette lock with plastic handle and can be secured by an arrester (not for 1-wing door) on the side of the trailer.



Tyres

The KT models are equipped with high quality 13" or 14" tyres. A further reduction of the loading height is possible with the F models by means of the tyres.



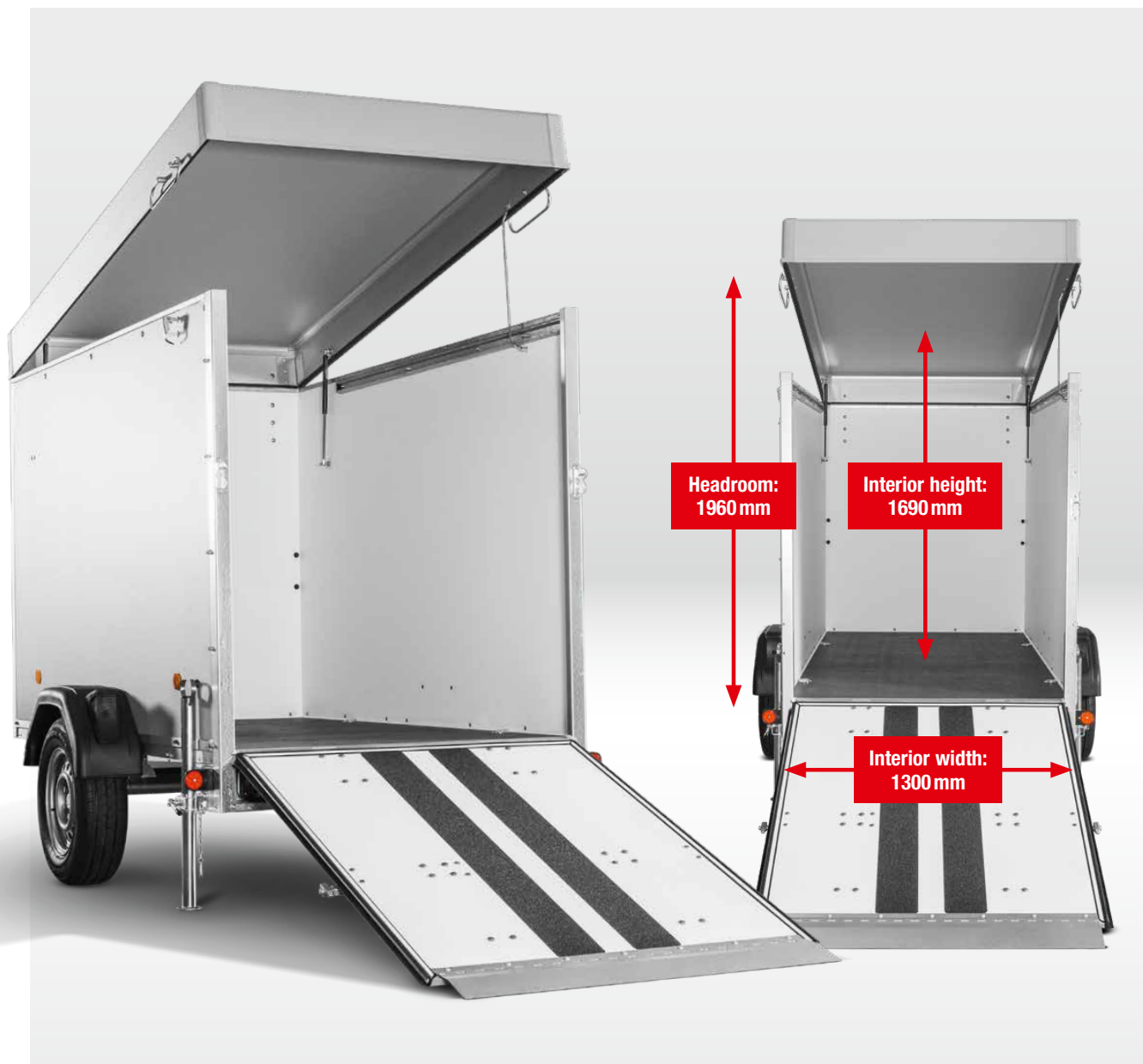
Lashing rings

permit optimum fixture of the load. Depending on the size of the van trailer, the number of lashing rings varies between 4 and 6. Max. load of 250 daN. Additional lashing rings can be retrofitted as accessories.



Maintenance-free rubber spring axle with independent wheel suspension

for durable and outstanding suspension comfort. The axle supports are bolted to the frame by a special construction and as a result prevent corrosion.



Aluminium cover can be opened upwards

The compact, single-axle plywood van trailer with the hinged aluminium cover that can be opened upwards and an anti-slip loading ramp ensures convenient loading and unloading without having to bend over. This model is therefore especially suitable for transporting vehicles such as motorcycles, quads or ride-on lawn mowers.



Robust light carriers

The robust light carrier protects the lighting against damage. On the F models, the rear lights are mounted on the side of the van trailer (supports are available as accessories).



Plastic fenders

Flexible, impact resistant, robust and recyclable plastic fenders.

At a glance.

Low-bed van trailers with polyester roof and front.

The new aluminium van trailer models with polyester roof and front, low loading height and door-ramp combination as standard combine maximum functionality with design. With its numerous detailed solutions, high-quality workmanship and the high level of driving comfort, the new KT-PB-AL series delivers real added values in practice.

Model variants at a glance

Model range	L x W x H interior dimensions (mm)
KT-PB-AL 2513/135 F	2755 x 1315 x 1730
KT-PB-AL 2513/15 F	2755 x 1315 x 1730
KT-PB-AL 3015/135 M F	3255 x 1515 x 2060
KT-PB-AL 3015/15 M F	3255 x 1515 x 2060
KT-PB-AL 3015/20 M F	3255 x 1515 x 2060
KT-PB-AL 3015/27 M F	3255 x 1515 x 2060

M = medium interior height
Additional basic versions are shown on the following pages.
Further technical details can be found in the tables on page 43.

+ Böckmann's added values.
Only available from us!
Details on the following pages.

+ Polyester bow

as a design feature with high benefit: Designed for large transport volume, with storage areas on the front inside and aerodynamic shape for less fuel consumption.

+ Manoeuvring handles

2 robust manoeuvring handles facilitate handling.



+ Low loading heights

of 410–445 mm due to the lowered chassis for particularly comfortable loading and unloading.

+ V-drawbar

Bolted V-drawbar is easy to maintain for a long service life of the trailer.

Illustration shows **KT-PB-AL 2513/135 F** in silver-grey, braked with jockey wheel.

+ Seals and sealing

Rubber seals on the door-ramp and sealing of the entire superstructure protect against moisture.

+ Stable rear portal and plenty of space

due to the solid steel rear portal and passage heights and widths of 1445 mm x 1245 mm or 1745 mm x 1445 mm for the 2513 and 3015 models respectively.

+ Door-ramp combination

The perfect transport solution for flexible use as a door or ramp. Particularly stable and lockable. The robust angled lever locks are particularly easy to operate. The practical handle helps with opening.

+ Aluminium wedge profile

with anti-slip structure for particularly flat surface and easy loading and unloading without high edge.

+ Aluminium body

made of particularly robust, double-walled profiles of anodised aluminium for maximum stability and durability.



Illustration shows **KT-PB-AL 3015/27 M F**
in anthracite-metallic, braked with automatic jockey wheel.

+ High-quality tyres

for high driving comfort.

Basic equipment.

Low-bed van trailers with polyester roof and front.

From the innovative door-ramp combination to the robust aluminium body to the attractive polyester front: the KT-PB-AL models offer real added values in the application. Features such as the low loading height, the large passage dimensions and well thought-out detail solutions distinguish these aluminium van trailers. Learn more!



An innovative and protected locking system

Only available from Böckmann with a robust locking bolt for comfortable opening of the door. With the help of the clever locking mechanism, the door automatically engages when closing.



Door-ramp combination

The perfect transport solution for flexible use as a door or drive-on ramp. Particularly sturdily constructed and lockable, with robust angle lever lock, door catch and particularly easy to operate with the handle in the right place (alternatively available with wing door, see accessories).



Optimum locking

of the door-ramp combination due to the robust 180° turnable angle lever lock, particularly easy to operate and lockable.



Door stop

Thanks to the door stop, the door can be locked in 2 positions, at a 90 or 180 degree angle. This means that the door can be opened completely without danger, even on busy streets.




Stable rear portal

Solid and galvanised steel rear portal for optimum stability.



Large entrance

Passage heights and widths of 1445 mm H x 1245 mm W (on the 2513 models) or 1745 mm H x 1445 mm W (on the 3015 models) provide comfortable access heights and ample space.



Low loading height

and flat ramp for particularly easy loading and unloading. Thanks to the F version, the models have a particularly low loading height of 410–445 mm. The exact values can be found in the technical data on page 45.



Aluminium wedge profile

for particularly flat surface without high edge for convenient loading and unloading e.g. of e-bikes or motorbikes.



A ramp with no gaps

without space or edge for convenient loading and unloading, e.g. with an e-bike or motorbike.




Storage compartment

as a clever detail solution for maximum storage space, e.g. for stowing lashing straps. With water drain for cleaning.



Interior lighting

The aluminium van trailers are equipped with an LED interior light. This ensures good illumination even at dusk or at night.



Practical protection against water

due to the drip edge above the door-ramp. Seals and sealing of the entire superstructure protect against moisture.



Manoeuvring handles

2 recessed and especially robust handles facilitate the handling and manoeuvring of the trailer.



Full-length screen-printed floor panel with lashing rings

for a stable, bolted and non-slip loading area, with multi-layer bonding and sealing. The lashing rings permit optimum fixture of the load. Depending on the size of the model, the number of lashing ring varies between 4 and 6. Loadable up to 250 daN. Additional lashing rings can be retrofitted as accessories.



Robust body with polyester roof and front in 2 sizes

as a design feature with high utility advantage: Designed for large transport volume, with storage areas on the front inside and the aerodynamic shape for less fuel consumption. The body is made of particularly robust, double-walled profiles of anodised aluminium for maximum stability and durability.




Plastic fenders

in an attractive design. Practical, e.g. for stowing the wheel chocks and as a storage surface. The models are equipped with high-quality 13" or 14" tyres.



Rear lights and light box cover

for more safety in road traffic and good visibility. The light box covers protect the lighting for an even longer service life.



Maintenance-free rubber spring axle with independent wheel suspension
for permanently excellent suspension and ride comfort.



Bolted V-drawbar with solid, automatic jockey wheel

V-drawbar bolted directly to the frame and a bolted chassis – for excellent ease of maintenance and service. The automatic jockey wheel with user-friendly plastic handle for quick cranking up and a secure stand (single-axle models with robust jockey wheel). The handbrake lever allows convenient access to the towing vehicle's boot. The hitch with collision protection ensures the trailer is safely hitched.



Sliding supports

The sliding supports are bolted to the frame and provide a safe stand. Standard on the single-axle models.

At a glance.

High-bed van trailers.

Perfectly designed for the greatest tasks: Our robust van trailers of the KH series have an impressive loading volume, a multi-bonded, coated plywood body and first-class tyres for safe travelling comfort. The high-quality frame construction and solid aluminium hinges withstand even the heaviest loads. To lower the loading height and therefore make loading and unloading as convenient as possible, all models of our KH series are optionally available with 13" tyres.

Overview of model types

Model range	L x W x H interior dimensions (mm)
KH 3221/20 /20F /27 /27F	3200 x 2060 x 2008
KH 4121/27 /27F /30 /30F /35 /35F	4100 x 2060 x 2008
KH 5121/27 /27F /30 /30F /35 /35F	5100 x 2060 x 2008

Additional basic features are shown on the following pages.
Please refer to the tables on page 43 for further technical details.

+ Böckmann's added values.
Only available from us!
Details on the following pages.

+ Roof construction

The KH models are equipped with a stable sandwich roof.

+ Solid anodised aluminium hinges

withstand even the highest loads.

+ Loading heights

For particularly easy loading and unloading of the van trailer, the F models have a low loading height from 660 mm. For the standard models it is up to 770 mm.

Tyres

The KH models are equipped with high quality 13" or 14" tyres.





Illustration shows KH 4121/27, braked.

Model selection.

Chassis



Normal version (KH models)

The chassis of the KH models provides a comfortable loading height of up to 770 mm.

or



Low version (F version)

The low version offers a loading height from 660 mm and is suitable for the transport of e. g. motorbikes.

+ Manoeuvring handles

Two robust handles make manoeuvring easier.

+ Corner angles

Bolted, anodised aluminium corner angles ensure high torsional rigidity.

+ Solid automatic jockey wheel

for safe stability and fast cranking.

Standard features. High-bed van trailers.



Lashing shackle system

The lashing shackle system is spring-mounted, rattle-free, easily lockable and is flush with the floor board when not in use. Depending on the size of the van trailer, the number of lashing shackles varies from 6 to 8. Max. load of 400 daN. Additional lashing shackles can be retrofitted as accessories.



Espagnolette lock

Solid and rustproof espagnolette made of anodised aluminium square tube. The arrester is located on the side wall.



Robust door construction

The door comprises a solid rear portal frame with lockable 2-wing door. The door is opened by an anodised aluminium espagnolette lock with plastic handle and can be secured by an arrester on the side of the trailer. Rubber seals with double sealing lip provide protection against moisture.



Full-length screen-printed floor panel

for a stable, bolted and non-slip loading area, with multi-layer bonding and sealing.



Roof construction

The KH models are equipped with a stable sandwich roof.



V-drawbar

The V-drawbar with flat handbrake lever is bolted to the chassis and therefore easily accessible for servicing and maintenance – for a long trailer service life.




Robust body

Torsion-resistant base frame with solid steel profile bridge. Body of plastic-coated plywood side panels ensures robustness, weather resistance and colour-fastness.



Door seals and sealing

Rubber seals with double sealing lip and sealing of the entire body provides protection against moisture.



Solid automatic jockey wheel
for safe stability and fast cranking.




Solid anodised aluminium hinges
withstand even the highest loads.



Interior lighting
The KH models are equipped with an LED interior light.



Corner angles
Bolted, anodised aluminium corner angles ensure high torsional rigidity.



Platform trailers, F models

Loading heights

For particularly easy loading and unloading of the van trailer, the F models have a low loading height from 660 mm. For the standard models it is up to 770 mm.



Platform trailers, standard models




Robust light carriers

The robust light carrier protects the lighting against damage.



Plastic fenders

Flexible, impact resistant, robust and recyclable plastic fenders with splash protection (double fender design only on F models).



Position lights

for more safety in road traffic and good visibility.



Tyres

The KH models are equipped with high quality 14" tyres. The F models have a particularly low loading height with their 13" tyres. Wheel shock absorbers available as accessories.



Maintenance-free rubber spring axle with independent wheel suspension

for durable and outstanding suspension comfort.

At a glance.

Low-bed refrigerated trailers.

Refrigerated trailers are ideal companions as a mobile cold storage room for weekly markets or events. The innovative sandwich construction means that no energy is lost and the optimum insulation ensures that your goods always stay fresh. The solid workmanship and cleverly designed details, such as the heavy-duty automatic jockey wheel, ensure a high degree of strength and stability.

Overview of model types

Model range	L x W x H interior dimensions (mm)
KK 2513/135 /15	2470 x 1270 x 1500
KK 2513/15 H	2470 x 1270 x 2000
KK 3015/20 H /27 H	2970 x 1470 x 2000
KK 3018/20 H /27 H	2970 x 1820 x 2000

Additional basic features are shown on the following pages.
Please refer to the tables on page 43 for further technical details.

+ Böckmann's added values.
Only available from us!
Details on the following pages.

+ Robust body
Solid, reinforced, anodised aluminium frame, end-to-end steel side members and cross members and 40 mm sandwich panels with metal outer casing as roof and side walls ensure optimum insulation, robustness, weather resistance and colour-fastness.

+ Espagnolette lock
Solid and rustproof espagnolette made of anodised aluminium square tube.

+ Solid anodised aluminium hinges
withstand even the highest loads.

Tyres
The refrigerated trailers are equipped with 13" or 14" tyres, depending on the model.

Illustration shows **KK 3018**, braked.





+ Powerful cooling unit

ensures rapid cooling of the load (room temperature +5 °C to +10 °C). More info on the following pages.

+ Corner angles

Anodised aluminium corner angles bolted and riveted to the frame as well as solid plastic protection corners provide high torsional rigidity.

+ Manoeuvring handles

Two robust handles make manoeuvring easier.


+ Heavy-duty automatic jockey wheel

ensures safety and stability and fast cranking with a load of up to 500 kg.

Standard features.

Low-bed refrigerated trailers.

Our refrigerated trailers are the ideal companions when it comes to the safe transport and refrigeration of goods. Especially designed for food transport, the insulated floor with aluminium checker plate provides additional insulation. (Insulated floor with aluminium checker plate is available as an accessory.)




Cooling unit

ensures rapid cooling of the load (room temperature +5 °C to +10 °C). A temperature indicator is located on the outside of the cooling unit for temperature control. Additional highlights are the high performance evaporator and the 230 volt power connection.



Robust door construction

The door construction comprises a solid rear portal frame with lockable 2-wing door. The door is opened by an anodised aluminium espagnolette lock with plastic handle and the left wing of the door can be secured by an arrester on the inside. Rubber seals with double sealing lip provide protection against moisture.




Full-length screen-printed floor panel

for a stable, bolted and non-slip loading area, with multi-layer bonding and sealing. An insulated floor with aluminium checker plate is available as an accessory.




Robust body

Solid, reinforced, anodised aluminium frame, end-to-end steel side members and cross members and 40 mm sandwich panels with metal outer casing as roof and side walls ensure optimum insulation, robustness, weather resistance and colour-fastness.



Abrasion protection made of aluminium checker plate

Due to the construction of the front and side walls with aluminium checker plate (approx. 250 mm high) even extreme impact does not have any effect.



Headroom

The KK models are available with different passage heights depending on the model series. The model designation H indicates the different height. The exact values are given in the technical data on page 43.



Telescopic crank drop legs

The rear telescopic crank drop legs provided as a standard feature can be swivelled and turned out, are bolted to the frame and therefore ensure firm stability.

Configure online now:
www.boeckmann.com





Door seals and sealing

Rubber seals with double sealing lip and sealing of the entire body provides protection against moisture.



V-drawbar

The V-drawbar is bolted to the chassis and therefore easily accessible for servicing and maintenance – for a long trailer service life.




Interior lighting

The refrigerated trailers are equipped with an interior LED light and an interior light controlled by the cooling unit.



Lashing rings

permit optimum fixture of the load. Depending on the size of the refrigerated trailer, the number of lashing rings varies between 4 and 6. Max. load of 250 daN. Additional lashing rings can be retrofitted as accessories.



Loading height

Depending on the tyres, the refrigerated trailers have a loading height of 500–560 mm (aluminium checker plate available as an accessory).




Robust light carriers

The robust light carrier protects the lighting against damage.



Plastic fenders

Flexible, impact resistant, robust and recyclable plastic fenders.



Maintenance-free rubber spring axle with independent wheel suspension

for durable and outstanding suspension comfort.



Tyres

The refrigerated trailers are equipped with 13" or 14" tyres, depending on the model.

Special constructions. Van trailers.

We work with you to design your perfect personal van trailer:
With individually planned opening flaps, attractive tarpaulin systems, extraordinary paintings and eye-catching letterings that can be applied according to your wishes. Your Böckmann Partner would be pleased to advise you!



Opening flaps and tarpaulin systems

We work with you to design your perfect personal sales trailer.

Paintings and letterings*

We offer special decoration of your van trailer according to your personal specifications and wishes.



01



02



03



04




05

Individual solutions

The lateral double barn doors can be attached individually according to your wishes (01), e.g. a fire extinguisher device (02), special body constructions (03), door (04) as well as window constructions and a blind on the side (05) are possible.


Accessories. Original Böckmann.

The original Böckmann accessory range offers many different options to tailor every van trailer model to your individual needs. You can find additional accessories either online or simply contact your local Böckmann Partner.




Air deflector

for less fuel consumption and optionally usable as additional storage space (only available for KT plywood M or H models with an interior width of 1500 or 1800 mm).



Loading ramp

Instead of a hinged door, a loading ramp (incl. lifting device and drive-over plate) can be fitted. For non-slip and convenient loading we have three surfaces available: aluminium checker plate (01), rubber coating (02, not available with door-ramp combination or silicone coating (03, standard for KT-PB-AL).



Loading rails

With the original Böckmann aluminium loading rails (01), vehicle loading is much easier. The load capacity per pair is 2000, 2400 or 2700 kg. Every model can also be equipped with original Böckmann motorcycle rails (02). Please always take the permissible total weight and the payload of your trailer into account when loading. We recommend using the loading rails in conjunction with supports (not possible with KT-F models due to their height).



Step

For a safe stand, a step made of aluminium checker plate can be mounted on the V-drawbar or at the rear (not possible at the rear on the KT-F models due to the height).



Rail slots

Optional rail slots are available for the van trailers of the KH range. Uncomplicated retrofitting of the rails and the locking flap for safe transport possible.



Insulated floor (only for KK models)

The optionally available insulated floor with aluminium checker plate provides additional insulation for refrigerated trailer models that are used in the fresh food sector, e.g. for transporting beverages or foodstuffs.



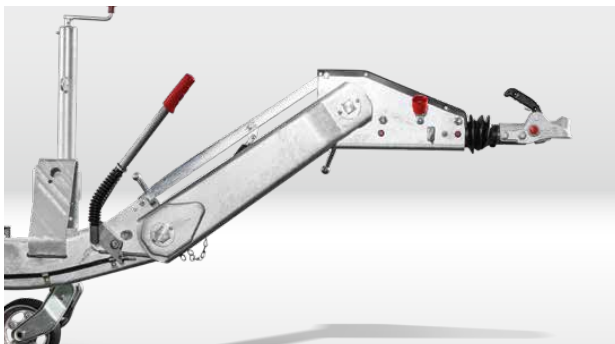
01

Anchor rail and shut-off bars

The blocking bar (01) can be individually adapted to the transported goods by means of an anchor rail (02).



02



Height-adjustable overrun device

With a height-adjustable overrun device the trailer can also be operated with a tractor or a truck towing vehicle (only possible with high-bed van trailer models).



01



02

Supports

Choose between extending sliding supports (01, KT series) and swivelling telescopic crank drop legs that can be turned out (02).



Motorcycle stand rail

for the safe transport of motorcycles or larger e-bikes. The rack can be flexibly placed in the trailer without screwing.



Opening flap

The KH and KT series models (except KT-P models) with plywood body can be equipped with a opening flap and shock absorbers.



Additional door for KT-AL model



Additional door for KH model

Additional door

A door with 3-point closure can be recessed on request. Allows quick access to the cargo area. You can choose between a 1595x710 mm door (01, only KT-PB-AL 3015 single-axle models) and a 1220x460 mm door (02, KT-PB-AL models only). An additional door can also be fitted on the other models (espagnolette lock on 4018 and refrigerated models). Your friendly Böckmann Partner will always be pleased to offer competent advice!



Countersunk lashing rings

for safe lashing of the load (maximum tensile force of 400 daN).



Premium aluminium rims (only for KT-PB-AL models)

in high Böckmann quality with integrated Böckmann design as a visual highlight.



Wheel shock absorbers

for the safe transport of sensitive goods and 100 km/h approval (refers to German road traffic regulations).



Polyester fenders and light box covers (only for KT-PB-AL models)

in high quality and attractive design in anthracite metallic as an alternative to plastic fenders and plastic covers.



Door/ramp combination (only for F-models)

Depending on the model, a door/ramp combination can be selected as an alternative to the 1- or 2-wing door on the F-version of the KT models.



1- or 2-wing door (only for KT-PB-AL models)

Depending on the model, a lockable 1- or 2-wing door with espagnolette lock can be selected as an alternative to the door-ramp combination.

Design package. Visual highlight with price advantage.

As a special visual and pricing highlight, the new design of the KT-PB-AL models is also available with the corresponding **design package**. With the original Böckmann aluminium rims, the polyester fenders in anthracite-metallic and the matching polyester light box covers, the aluminium van trailer becomes a real eye-catcher.



Accessories package **price advantage**



Price advantage

with the design package. It offers price advantages compared to the individual options.



Premium aluminium rims

in superior Böckmann quality with an integrated Böckmann design as a visual highlight.



Light box cover

made of high-quality polyester, in anthracite-metallic.



Polyester fenders

in an appealing design, high quality and particularly impact-resistant, in anthracite-metallic.

Colours.

Polyester roof and front.

Van trailers.

anthracite-metallic¹⁾white²⁾grey²⁾dark-green²⁾dark-blue²⁾yellow²⁾flame red²⁾

¹⁾ Series ²⁾ With surcharge

Experience has shown that printing inks cannot reproduce the original colour of paintwork. We therefore recommend that you ask your Bockmann partner to show you the colour samples. Individual colour combinations, special painting and lettering according to your specifications are possible. Your Bockmann dealer will be happy to advise you.

Accessories. At a glance.



	KT series						KH series			KK series		
	2113	2513	2513 K	3015	3015 M/H	4018	3221	4121	5121	2513	3015	3018
Wheel shock absorbers	●	●	●	●	●	●	●	●	●	●	●	●
Drawbar extension (1.75 m / 2 m)	×	×	×	×	×	×	×	●	●	×	×	×
Height-adjustable drawbar (from 2.7 t total weight) ¹⁾	×	×	×	×	×	×	●	●	●	×	×	×
Spare wheels and holders	●	●	●	●	●	●	●	●	●	●	●	●
Aluminium checker plate on the floor	●	●	●	●	●	●	●	●	●	●	●	●
Galvanised sheet steel on the floor	●	●	●	●	●	●	●	●	●	●	●	●
Opening flap (only possible with plywood body)	●	●	×	●	●	●	●	●	●	×	×	×
Door at the side or front	●	●	×	●	●	●	●	●	●	● ²⁾	● ²⁾	● ²⁾
2-wing door with espagnolette lock ³⁾	●	●	×	✓	✓	✓	✓	✓	✓	✓	✓	✓
Door-ramp combination ⁴⁾	●	●	×	●	●	●	×	×	×	×	×	×
Insulated floor with aluminium checker plate	×	×	×	×	×	×	×	×	×	●	●	●
Airline rail	●	●	●	●	●	●	●	●	●	●	●	●
Anchor rail	●	●	●	●	●	●	●	●	●	●	●	●
Shut-off bar	●	●	●	●	●	●	●	●	●	●	●	●
Coat hanger bar	●	●	●	●	●	●	●	●	●	×	×	×
Air deflector	×	×	×	×	●	●	×	×	×	×	×	×
Countersunk lashing rings	●	●	●	●	●	●	●	●	●	●	●	●
Steel loading rails, stowable ⁵⁾	×	●	×	●	●	●	●	●	●	●	●	●
Aluminium loading rails, stowable ⁵⁾	×	●	×	●	●	●	●	●	●	●	●	●
Steel or aluminium loading rails secured to the inside of the side wall or not mounted	●	●	●	●	●	●	●	●	●	●	●	●
Loading ramp instead of hinged door, incl. lifting device and drive-over plate (recommendation: additional cover with aluminium checker plate, silicone coating or rubber coating) ⁶⁾	×	●	✓	●	●	●	●	●	●	×	×	×
Motorcycle rails	●	●	●	●	●	●	●	●	●	●	●	●
Bicycle stand rail with bracket (not suitable for e-bikes)	●	●	●	●	●	●	●	●	●	●	●	●
Telescopic crank drop legs at rear	×	● ⁷⁾	●	●	●	●	●	●	●	✓	✓	✓
Sliding supports	●	●	✓	●	●	●	×	×	×	●	●	●
Jockey wheel ⁹⁾	✓	✓	✓	✓	×	×	×	×	×	×	×	×
Solid automatic jockey wheel	●	●	●	●	✓	✓	✓	✓	✓	×	×	×
Heavy-duty automatic jockey wheel (load capacity up to 500 kg)	×	● ⁸⁾	×	● ⁸⁾	● ⁸⁾	●	●	●	●	✓	✓	✓

¹⁾ Only possible for KH-F models

²⁾ Door only possible on the side

³⁾ Models with an interior height of 1520 mm and a width of up to 1300 mm are equipped with 1-wing door as standard – all others with 2-wing door

⁴⁾ Only possible with KT-F models

⁵⁾ Slide-under loading ramps not possible on KT F models

⁶⁾ Loading ramp is made of solid plywood

⁷⁾ Telescopic crank drop legs are not possible on the two-axle models for design reasons

⁸⁾ Only possible with two-axle models

⁹⁾ All single-axle models are equipped with a jockey wheel as standard, all two-axle models are equipped with a solid automatic jockey wheel as standard

The unladen weight (basic weight) is increased when accessories are added. The payload is reduced as a result.

Please refer to our price list for a full catalogue of accessories. Your friendly Böckmann Partner will always be pleased to offer competent advice!

✓ Already standard feature

● Available as accessory

× Not possible



Accessories. At a glance.

	KT-PB-AL series					
	2513/135 F	2513/15 F	3015/135 M F	3015/15 M F	3015/20 M F	3015/27 M F
Polyester front bow in all colours	●	●	●	●	●	●
1-wing door	●	●	×	×	×	×
2-wing door	●	●	●	●	●	●
Aluminium checker plate on door-ramp combination	●	●	●	●	●	●
Aluminium checker plate on floor	●	●	●	●	●	●
Galvanized sheet metal on floor	●	●	●	●	●	●
Door at right side 1220 x 460 mm	●	●	●	●	●	●
Door at right side 1595 x 710 mm	×	×	●	●	×	×
Tyres 13"	●	●	●	●	●	●
Premium alu rims 14"	●	●	●	●	●	●
Wheel shock absorbers ¹⁾	●	●	●	●	●	●
Jockey wheel	✓	✓	✓	✓	×	×
Automatic jockey wheel	●	●	●	●	✓	✓
Airline rail	●	●	●	●	●	●
Anchor rail right/left, per pair	●	●	●	●	●	●
Shut-off bar, per pc.	●	●	●	●	●	●
Coat hanger bar, per pc.	●	●	●	●	●	●
Spare wheel holder	●	●	●	●	●	●
Spare wheel 13"	●	●	●	●	●	●
Spare wheel 14"	●	●	●	●	×	●
Sliding support, per pair	✓	✓	✓	✓	●	●
Reinforced sliding support, per pair	●	●	●	●	●	●
Telescopic crank drop legs (swivelling and rotatable), per pair ²⁾	●	●	●	●	×	×
V-drawbar with step	●	●	●	●	●	●
Countersunk lashing rings	●	●	●	●	●	●
Motorcycle stand rail	●	●	●	●	●	●
Polyester light box covers	●	●	●	●	●	●
Polyester fenders	●	●	●	●	●	●
Design package	●	●	●	●	●	●

¹⁾ One wheel shock absorber per wheel

²⁾ Only possible for single-axle models with wing door

The unladen weight (basic weight) is increased when accessories are added. The payload is reduced as a result. Please refer to our price list for a full catalogue of accessories. Your friendly Böckmann Partner will always be pleased to offer competent advice!

✓ Standard equipment

● Available as accessory

× Not possible

Technical data.

KT series
Low-bed van trailers,
single-axle*

Model	Interior body dimensions			Passage height mm	Passage width mm	Loading height mm	Total weight kg	Payload Length kg
	Length in mm	Width in mm	Height in mm					
KT 2113/75 /135	2100	1300	1520	1445	1245	500–560	750/1350	475/1033
KT 2513/135 /15	2515	1300	1520	1445	1245	500–560	1350/1500	1014/1142
KT 2513/135 H	2515	1300	2020	1945	1245	500–560	1350	928
KT 2513/135 F /15 F	2515	1300	1520	1445	1245	430–440	1350/1500	998/1165
KT 2513/135 K	2515	1300	1690	1445**	1245	500–560	1350	921
KT 3015/135 /15	3015	1500	1520	1445	1445	500–560	1350/1500	940/1077
KT 3015/135 F /135 M F	3015	1500	1520/1820	1445/1745	1445	430–440	1350	938/950
KT 3015/135 H /15 H	3015	1500	2020	1945	1445	500–560	1350/1500	836/980
KT 3015/135 M /15 M	3015	1500	1820	1745	1445	500–560	1350/1500	869/1005
KT 3015/15 F /15 M F	3015	1500	1520/1820	1445/1745	1445	430–440	1500	1137/1000
KT-AL 2513/135 /15	2505	1315	1515	1445	1245	500–560	1350/1500	961/1057
KT-AL 2513/135 F /15 F	2505	1315	1515	1445	1245	430–440	1350/1500	941/1108
KT-AL 3015/135 /15	3005	1515	1515	1445	1445	500–560	1350/1500	874/932
KT-AL 3015/135 F /15 F	3005	1515	1515	1445	1445	430–440	1350/1500	931/1069
KT-AL 3015/135 M /15 M	3005	1515	1815	1745	1445	500–560	1350/1500	792/975
KT-AL 3015/135 M F	3005	1515	1815	1745	1445	430–440	1350	918
KT-AL 3015/15 M F	3005	1515	1815	1745	1445	430–440	1500	1054

* Plywood body only suitable for letterings made of special foil. Your Böckmann Partner would be pleased to help you!

** Passage height when the aluminium cover is open: 1960 mm. The passage height when the aluminium cover is closed: 1445 mm.

Changes to design and equipment reserved. The unladen weight (basic weight) is increased when accessories are added. The payload is reduced as a result. Weights and dimensions approximate, changes possible with accessories, some illustrations show versions with accessories. Please refer to our price list for a full catalogue of accessories. Your Böckmann Partner will always be pleased to advise you – honestly and competently!

	Model	Interior body dimensions			Passage height mm	Passage width mm	Loading height mm	Total weight kg	Payload Length kg
		Length in mm	Width in mm	Height in mm					
KT series Low-bed van trailers, two-axle*	KT 2513/20 /20 H	2515	1300	1520/2020	1445/1945	1245	500–560	2000	1568/1484
	KT 3015/20 H /27 H	3015	1500	2020	1945	1445	500–560	2000/2700	1409/2089
	KT 3015/20 H F /27 H F	3015	1500	2020	1945	1445	430–440	2000/2700	1402/2086
	KT 3015/20 M /27 M	3015	1500	1820	1745	1445	500–560	2000/2700	1437/2115
	KT 3015/20 M F	3015	1500	1820	1745	1445	430–440	2000	1430
	KT 3015/27 M F	3015	1500	1820	1745	1445	430–440	2700	2113
	KT 4018/27 H /30 H	4000	1850	2020	1945	1795	500–560	2700/3000	1852/2122
	KT 4018/27 M /30 M	4000	1850	1820	1745	1795	500–560	2700/3000	1898/2154
	KT 4018/35 H	4000	1850	2020	1945	1795	500–560	3500	2574
	KT-AL 3015/20 H /27 H	3005	1515	2015	1945	1445	500–560	2000/2700	1326/2068
	KT-AL 3015/20 H F /27 H F	3005	1515	2015	1945	1445	430–440	2000/2700	1443/2138
	KT-AL 3015/20 M F	3005	1515	1815	1745	1445	430–440	2000	1390
	KT-AL 3015/20 M /27 M	3005	1515	1815	1745	1445	500–560	2000/2700	1394/2083
	KT-AL 3015/27 M F	3005	1515	1815	1745	1445	430–440	2700	2078
KH series High-bed van trailers*	KH 3221/20 /27	3200	2060	2008	1945	1985	740	2000/2700	1175/1875
	KH 3221/20 F / 27 F	3200	2060	2008	1945	1985	660	2000/2700	1175/1875
	KH 4121/27 /30 /35	4100	2060	2008	1945	1985	700–770	2700/3000/3500	1654/1939/2457
	KH 4121/27 F /30 F /35 F	4100	2060	2008	1945	1985	660–670	2700/3000/3500	1755/1953/2469
	KH 5121/27 /30 /35	5100	2060	2008	1945	1985	700–770	2700/3000/3500	1523/1723/2253
	KH 5121/27 F /30 F /35 F	5100	2060	2008	1945	1985	660–670	2700/3000/3500	1445/1736/2262
KK series Low-bed refrigerated trailers	KK 2513/135 /15	2470	1270	1500	1480	1235	500–560	1350/1500	873/1010
	KK 2513/15 H	2470	1270	2000	1980	1235	500–560	1500	963
	KK 3015/20 H /27 H	2970	1470	2000	1980	1435	500–560	2000/2700	1262/1929
	KK 3018/20 /27	2970	1820	2000	1980	1785	500–560	2000/2700	1284/1886

* Plywood body only suitable for letterings made of special foil. Your Böckmann Partner would be pleased to help you!

** Passage height when the aluminium cover is open: 1960 mm. The passage height when the aluminium cover is closed: 1445 mm.

Changes to design and equipment reserved. The unladen weight (basic weight) is increased when accessories are added. The payload is reduced as a result. Weights and dimensions approximate, changes possible with accessories, some illustrations show versions with accessories. Please refer to our price list for a full catalogue of accessories. Your Böckmann Partner will always be pleased to advise you – honestly and competently!

KT-PB-AL series
Low-bed van trailers

Model	Interior body dimensions			Passage height mm	Passage width mm	Loading height mm	Total weight kg	Payload kg
	Length in mm	Width in mm	Height in mm					
KT-PB-AL 2513/135 F	2755	1315	1730	1445	1245	430	1350	920
KT-PB-AL 2513/15 F	2755	1315	1730	1445	1245	445	1500	1050
KT-PB-AL 3015/135 M F	3255	1515	2060	1745	1445	430	1350	800
KT-PB-AL 3015/15 M F	3255	1515	2060	1745	1445	445	1500	930
KT-PB-AL 3015/20 M F	3255	1515	2060	1745	1445	410	2000	1385
KT-PB-AL 3015/27 M F	3255	1515	2060	1745	1445	430	2700	2055

Your Böckmann specialist dealer for consulting and service:



FIRST CLASS TRANSPORT